

EARTHQUAKE PHASES RECORDED AT HERMANUS

1968 FEBRUARY 1-29

PRELIMINARY REPORT

<u>Date</u>		<u>Phase</u>	<u>U.T.</u>			<u>Remarks</u>
			h	m	s	
1968						
Feb	8	e	12	46	33	
		F	13	36	..	
Feb	12	e	06	05	08	
		e		10	42	
		F	09	01	..	
Feb	19	e	22	57	23	
		i!	23	06	54	
		i!		11	31	
		F	03	19	..	(Feb 20)
Feb	21	e	23	24	35	
		F	24	10	..	
Feb	26	i	11	09	45	
		e		17	22	
		e		25	01	
		F	13	27		

Traces: 1968 Feb 3, 0637 - 0707; Feb 4, 1131 - 1323; Feb 6, 2352 - 2357;
 Feb 14, 0405 - 0415; Feb 14, 1147 - 1201; Feb 18, 0127 - 0130;
 Feb 21, 2246 - 2302.

HERMANUS.
 8th March, 1968.


A.M. van Wijk
 A.M. van Wijk.
 Chief: Magnetic Observatory.

EARTHQUAKE PHASES RECORDED AT HERMANUS
1968 MARCH 1-31
PRELIMINARY REPORT

<u>Date</u>		<u>Phase</u>	<u>U.T.</u>			<u>Remarks</u>
1968			h	m	s	
March	2	e	22	12	00	Very weak.
		e		20	02	" "
		F	23	29	..	
March	3	i	23	18	46	Deep earthquake?
		i		19	52	
		F	00	21	.. (March 4)	
March	4	i _N	05	22	37	"Near" earthquake?
		i _E		22	42	
		F	05	31	..	
March	5	e	18	41	(53)	Very weak.
		F	20	30	..	
March	7	e	13	42	(30)	Very weak.
		e		48	02	
		e	16	52	07	
		F		21	..	
March	15	e	06	51	30	Weak.
		F	07	30	..	

Traces: 1968 March 1, 0706 - 0720; March 4, 0522 - 0531;
 March 9, 1514 - 1531; March 10, 0750 - 0808;
 March 19, 0244 - 0308; March 28, 0815 - 0838.

HERMANUS.
 5th April, 1968.


 A.M. van Wijk.
 Chief: Magnetic Observatory.

7 MAY 1968

EARTHQUAKE PHASES RECORDED AT HERMANUS

1968 APRIL 1-30

PRELIMINARY REPORT

<u>Date</u>		<u>Phase</u>	<u>U.T.</u>			<u>Remarks</u>
1968			h	m	s	
April	1	i	01	02	52	
		e		04	21	
		i	08	08	22	
		i		10	41	
		e		19	52	
		i F	05	03	..	
April	20	e	13	03	46	Weak
		F	14	01	..	
April	20	e	14	12	10	
		i		12	15	
		i		12	34	
		F	14	30	..	
April	21	e	17	06	03	Very weak
		F	17	34	..	
April	26	e	01	21	20	Weak
		F	03	05	..	
April	26	e	13	31	14	Weak
		F	14	16	..	

Traces: 1968 April 1, 0746 - 0956; April 9, 0258 - 0457;
 April 12, 2357 - 2405; April 19, 0819 - 0904;
 April 19, 0910 - 1023; April 21, 0949 - 1030;
 April 23, 1319 - 1328; April 24, 0858 - 0909;
 April 25, 2234 - 2312; April 26, 1853 - 1957;
 April 29, 1739 - 1811.

HERMANUS.
 3rd May, 1968.

A.M. van Wijk
 A.M. van Wijk.
 Chief: Magnetic Observatory.

12 JUN 1968

EARTHQUAKE PHASES RECORDED AT HERMANUS
1968 MAY 1-31
PRELIMINARY REPORT

<u>Date</u>		<u>Phase</u>	<u>U.T.</u>			<u>Remarks</u>
1968			h	m	s	
May	14	i	14	25	15	
		F	16	13	..	
May	15	i	07	55	39	Central Africa?
		e		55	50	
		e		58	13	
		i		59	13	
		F	09	12	..	
May	16	e	01	05.8		
		e		11	05	
		i		11	25	
		i		11	54	
		F	06	27	..	
May	16	e	11	01	00	
		i		02	05	
		e		18	56	
		i		37	01	
		i		43	00	
		F	14	30	..	
May	16	i	23	26	53	
		i		27	52	
		F	02	19	..	
May	18	e	01	15	49	Very weak
		F	01	45	..	
May	20	i	20	25	15	
		e		34	34	
		e		40	56	
		F	24	07	..	
May	21	e	09	20	17	
		F	10	35	..	
May	23	i !	17	42	21	
		e		51	30	
		e		56	(30)	
		F	21	12	..	

<u>Date</u>		<u>Phase</u>	<u>U.T.</u>			<u>Remarks</u>
1968			h	m	s	
May	28	i	13	46	54	
		i		47	15	
		i		47	38	
		F	16	32	..	
May	30	e	20	09	35	Very weak
		e		11	(30)	
		i	17	44		
		F	22	22	..	

Traces: 1968 May 8, 1142 - 1157; May 8, 1300 - 1423;
 May 9, 1341 - 1400; May 15, 1528 - 1757;
 May 16, 1636 - 1843; May 24, 1517 - 1615;
 May 26, 1519 - 1550; May 30, 1818 - 1845.

HERMANUS.
 6th June, 1968.


 A.M. van Wijk.
 Chief : Magnetic Observatory.


26 JUN 1968

EARTHQUAKE PHASES RECORDED AT HERMANUS
1968 JUNE 1-20
PRELIMINARY REPORT

<u>Date</u>	<u>Phase</u>	<u>U.T.</u>			<u>Remarks</u>
		h	m	s	
1968					
June 7	e	12	15	..	
	i		21	48	
	e		22	42	
	F	15	04	..	
June 8	i	23	27	58	
	i		31	20	
	F	01	05	..	
June 12	i	14	04	01	
	i		04	58	
	F	16	42	..	
June 16	i	19	18	48	<i>'Near' oceanic earthquake.</i>
	e		19	46	
	e		20	22	
	i		22	39	
	F	20	30	..	
June 17	e	12	15	00	
	F	14	20	..	
June 19	e	08	35	..	
	i	08	38	59	
	F	11	24	..	

Traces: 1968 June 7, 2155 - 2255; June 15, 1411 - 1517;
 June 16, 0506 - 0554; June 17, 1910 - 2122.

HERMANUS.
 21st June, 1968.


 A.M. van Wijk.
 Chief : Magnetic Observatory.

Note. The report for the period June 21-30 will be delayed approximately one month.

EARTHQUAKE PHASES RECORDED AT HERMANUS
1968 JUNE 20-JULY 31

5 AUG 1968

PRELIMINARY REPORT

<u>Date</u>	<u>Phase</u>	<u>U.T.</u>			<u>Remarks</u>
		h	m	s	
1968					
Jul 5	i	11	51	02	
	F	13	31	..	
Jul 10	e	11	25	20	
	e		32	20	
	F	12	53	..	
Jul 25	e	07	42	29	
	e		51	44	
	e		58	10	
	i		59	43	
	e	08	09	00	
	F	10	20	..	
Jul 30	e	00	11	..	
	i		21	36	Weak
	F	01	25	..	
Jul 30	e	21	02	41	Very weak
	i		04	31	
	F	22	58	..	

Traces: 1968 June 21, 0116 - 0149; June 23, 0951 - 1016;
 June 23, 1822 - 1842; June 26, 1832 - 1845;
 July 4, 2226 - 2249; July 8, 1754 - 1835;
 July 12, 0106 - 0302; July 21, 1806 - 1827;
 July 22, 0514 - 0557; July 26, 1721 - 1733;
 July 27, 0323 - 0346; July 29, 1216 - 1252;
 July 31, 2007 - 2022.

 HERMANUS.
 1st August, 1968.

 A.M. van Wijk.
 Chief : Magnetic Observatory.

9 SEP 1968

EARTHQUAKE PHASES RECORDED AT HERMANUS
1968 AUGUST 1-31
PRELIMINARY REPORT


<u>Date</u>	<u>Phase</u>	<u>U.T.</u>	<u>Remarks</u>
1968		h m s	
Aug 1	e	20 35 ..	
	i _E	44 43	
	i _N	53 53	
	F _N	00 27 ..	
Aug 2	i _E	14 27 03	
	i _N	29 13	
	i _E	34 01	
	i _N	43 29	
	i _E	43 34	
	e _N	46 59	
	i _E	47 07	
	F	17 29 ..	
Aug 3	i	05 14 44	
	e	24 37	
	F	08 38 ..	
Aug 4	e	12 06 53	Very weak.
	e	07 39	
	e	10 04	
	F	13 07	
Aug 4	i _N	23 04 28	Very weak.
	i _N	09 46	Confused by
	i _N	13 36	microseisms.
	F	23 29 ..	
Aug 10	e	02 21 20	
	i	21 23	
	e	24 35	
	i	25 37	
	i	25 48	
	i	32 02	
	i	37 53	
	F (?)	09 08 ..	
Aug 14	e	22 28(09)	Initial phases very weak.
	i	28 17	
	i _E !	38 45	
	i _N !	39 45	
	e !	41 11	
	i _E !	41 38	
	F	02 00 ..	
Aug 18	e	18 58 ..	Weak
	e	19 02 51	
	e	07 16	
	e	09 40	
	F	21 19 ..	

- 2 -

<u>Date</u> 1968	<u>Phase</u>	<u>U.T.</u> h m s	<u>Remarks</u>
Aug 23	i	22 56 03	Deep earthquake ?
	e	56 37	
	F (?)	23 20 ..	
Aug 30	i	22 20 44	Very weak
	F	23 07	
Aug 31	e	10 59 43	
	eE	11 09 38	
	iN	09 49	
	i	10 06	
	e	15 09	
	F	15 05 ..	

Traces: 1968 Aug 5, 0005 - 0018; Aug 5, 1644 - 1821
 (Power break 1655 - 1743); Aug 6, 2148 - 2156;
 Aug 11, 2055 - 2216; Aug 14, 0944 - 1005;
 Aug 19, 1024 - 1045; Aug 21, 1827 - 2044;
 Aug 22, 1523 - 1558; Aug 28, 2100 - 2254.

HERMANUS.
 5th September, 1968.


 A.M. van Wijk.
 Chief : Magnetic Observatory.

EARTHQUAKE PHASES RECORDED AT HERMANUS
1968 SEPTEMBER 1-30
PRELIMINARY REPORT

<u>Date</u>		<u>Phase</u>	<u>U.T.</u>			<u>Remarks</u>
1968			h	m	s	
Sept.	1	e	05	05	39	Very weak
		e		16	45	
		e		18	24	
		F	05	35	..	
Sept.	1	e	07	39	29	
		e		49	21	
		F	09	34		
Sept.	3	e	08	41	49	Very weak
		F	10	01	..	
Sept.	5	e	03	04	(00)	Very weak
		F	03	52	..	
Sept.	8	e	15	42	..	Weak
		i		43	13	
		F	16	57	..	
Sept.	11	e	18	47	07	Weak No N-S record
		F	19	31	..	
Sept.	14	i	14	08	55	Very weak
		i		22	26	
		F	15	31	..	
Sept.	15	e	05	30	..	
		i		34	04	
		F	05	56	..	
Sept.	16	e	14	15	46	
		i		25	41	
		i		27	14	
		i		30	02	
		e		32	28	
		e		37	24	
		F	17	26	..	
Sept.	20	e _N !	06	23	13	
		i _E		23	16	
		i		23	34	
		i _E		30	32	
		i _N		36	13	
		F	08	25	..	

- 2 -

<u>Date</u>	<u>Phase</u>	<u>U.T.</u>	<u>Remarks</u>
1968		h m s	
Sept. 21	e	13 27 55	
	i	28 44	
	F	16 00 ..	
Sept. 25	i	11 05 15	E-W record only
	e	10 03	
	F	12 33 ..	
Sept. 26	i	18 22 15	
	e	38 02	
	F	21 13 ..	
Sept. 27	i	04 23 04	
	e _E	24 16	
	i _N	24 23	
	e _N	31 18	
	F	05 13 00	
Sept. 28	e	14 16 40	Very weak
	F	15 37 ..	

Traces: 1968 Sept 1, 0607 - (0635); Sept 5, 0007 - 0021; .
 Sept 5, 1802 - 1811; Sept 6, 2028 - 2057;
 Sept 11, 1938 - 2026; Sept 19, 2250 - 2301;
 Sept 20, 1930 - 2004; Sept 20, 2318 - 2341;
 Sept 24, 0500 - 0517; Sept 27, 1740 - 1814;
 Sept 27, 1936 - 2147.

HERMANUS.
 25th October, 1968.

A.M. van Wijk.
 Chief : Magnetic Observatory.

12 NOV 1968

EARTHQUAKE PHASES RECORDED AT HERMANUS

1968 OCTOBER 1-31

PRELIMINARY REPORT

<u>Date</u>	<u>Phase</u>	<u>U.T.</u>	<u>Remarks</u>
1968		h m s	
Oct. 4	i	06 17 34	
	e _E	20 24	
	e _N	20 29	
	i _N	21 02	
	F	07 30 ..	
Oct. 7	e	19 40 39	
	i	42 03	
	i	46 49	
	e	49 55	
	i	20 00 01	
	F	23 31 ..	
Oct. 8	i	07 52 45	
	i _E	08 00 16	
	i _N	00 20	
	e	04 09	
	F	09 07 ..	
Oct. 14	e	03 10 55	
	i	20 57	
	F	06 25 ca	
Oct. 23	e	21 24 33	
	e	34 33	
	F	00 53 ..	
Oct. 24	e	05 11 45	"Near" oceanic earthquake. (E-W record only)
	e	14 41	
	i	14 55	
	F	06 20 ..	

<u>Date</u>	<u>Phase</u>	<u>U.T.</u> h m s	<u>Remarks</u>
Oct. 29	e	00 00(00)	Confused by microseisms.
	F	02 10 ..	
Oct. 31	i	09 31 31	Weak
	F	10 36 ..	

Traces: 1968 Oct. 6, 0950 - 1106; Oct. 10, 1602 - 1622;
 Oct. 18, 1600 - 1626; Oct. 20, 1715 - 1755;
 Oct. 22, 0849 - 0857; Oct. 24, 1609 - 1815;
 Oct. 29, 2259 - 0046; Oct. 31, 0400 - 0413.

HERMANUS.
 8th November, 1968.

A.M. van Wijk
 A.M. van Wijk.
 Chief : Magnetic Observatory.

30 DEC 1968

EARTHQUAKE PHASES RECORDED AT HERMANUS
1968 NOVEMBER 1-30
PRELIMINARY REPORT

<u>Date</u>	<u>Phase</u>	<u>U.T.</u>	<u>Remarks</u>
1968		h m s	
Nov. 17	i	00 39 47	
	F	01 27 ..	
Nov. 17	e	07 49 40	Initial phase
	e	56 10	very weak
	F	09 41 ..	
Nov. 22	e	09 24(38)	Weak
	F	11 02 ..	
Nov. 25	e	19 01(54)	
	F	21 19 ..	
Nov. 26	e	00 10 ..	
	e	14(08)	
	F	00 53 ..	
Nov. 28	e	10 56(18)	
	e	11 12 16	
	F	13 25 ..	

Traces: 1968 Nov. 3, 0530 - 0550; Nov. 4, 0933 - 0952;
 Nov. 7, 0443 - 0509; Nov. 7, 1320 - 1330;
 Nov. 11, 16(00) - 17(00); Nov. 26, 1908 - 1913;
 Nov. 29, 0400 - 0446.

HERMANUS.

17th December, 1968.

A.M. van Wijk.

Chief : Magnetic Observatory.